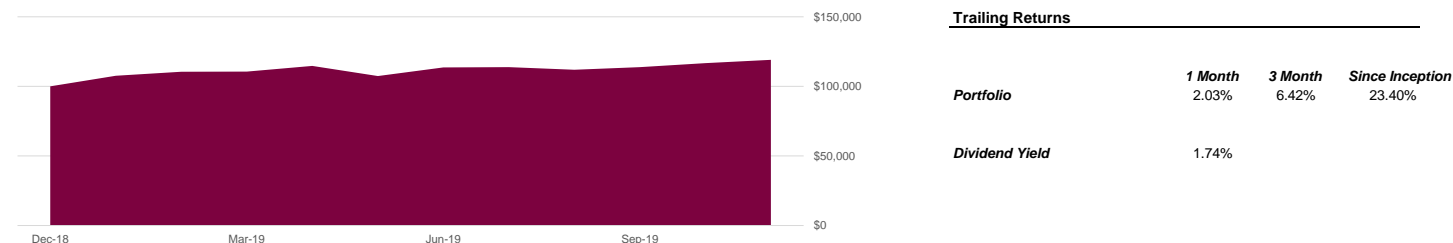


Portfolio Overview: USD Aggressive Growth Model

Version Date November 30, 2019

Portfolio Overview



Market Summary

Our concerns in this marketplace remain the same, i.e. the trade wars that Trump is causing, Brexit and the inverted yield curve.

The 1950s was the beginning of the Brentry movement (Britain + Entry), and the main hardships surrounding the movement were:

(1) That UK standards needed to be the same as the EU's, and (2) The UK had to have the same agreements as the EU with other nations.

Half a century later, these two issues are also relevant for the exit, not just the entry. While we won't pretend to have an answer to how this will be resolved, Brexit should be remembered to be a process and not just an event. The real question is whether relations will remain good enough between the UK and Europe or whether the UK will by force of circumstance become the 51st state. While Trump is in the office, he would jump on the opportunity to hand his friend at 10 Downey street a favorable trade deal in a faster order than the typical 7-10 year. This isn't meant to be crass, but the global markets won't be affected by either. The big risk would be that the process delays beyond the elections which could impact how and where businesses invest with all that uncertainty of what the President Xi has seemed to have outplayed Trump in the trade war yet again by permitting foreign investments, which could cause severe movements of the Renminbi in short order. It has also brought about some nerve-racking statements from Trump on some positions in the NYSE. We remain optimistic that most of these are threats that Trump is using in the short term and that he will be sitting on his hands until closer to the elections (just over a year away). This will help prop up the markets and rally his re-election campaign. It would be foolish of him to do this too early, as it would be forgotten by the time the voters get to the booths. Despite our views that Brexit and the China Trade war will end positively for the markets, we must remember that this trade war isn't about trade, but instead technology and security and, therefore, it will not be resolved in short order.

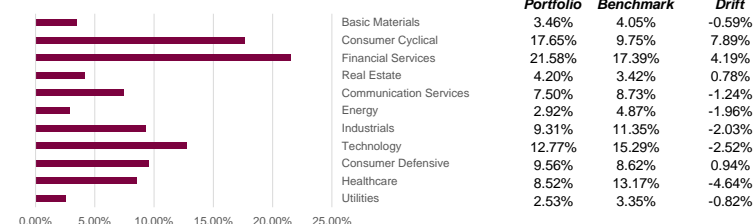
We have seen slowdowns in manufacturing, mass layoffs and many flops amongst the technology start-ups going public this year. While we don't want to minimize these potential leading indicators, we must remind you that we are no longer a manufacturing society. The layoffs are mostly in banking and the tech sector where replacement comes faster than in other sectors and these technology startup IPOs were massively speculative and mostly funded by institutional investors. Earnings have been growing faster than the stock market, which is getting us into a cheap position on the equity markets, but with interest rates moving down, the opposite can be said about the bond markets. This leads us to believe that the majority of profits will really come from currencies and not many of them look pretty.

We will say that our positioning of Gold in our portfolio earlier in the year was our first sign of being nervous about these markets. The second is that we are becoming much more nervous about illiquid investments. The most important being real estate. While we would have expected rising interest rates to be the reason for the bubble to pop, it seems that won't be the case as low rates are being predicted for at least the next five years by most of the central banks. That being said, the regional geopolitical risk seems high, and illiquid real estate seems like a way to get trapped if needing the flexibility to move.

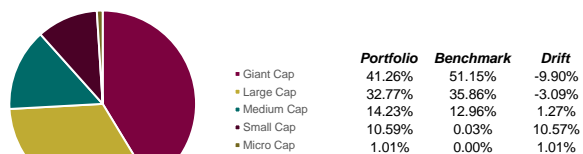
If we continue to see more instability in the markets, particularly in the currency market, you will see us shift towards bonds in the non-core countries' safe haven currencies such as the Swiss Franc, Norwegian Krone and Swedish Krona and also potentially volatility indexes (which I avoid under normal circumstances due to having to buy notes instead of funds). We still have several tools to hedge our portfolio, and while we are quite concerned with some of the geopolitical risk of the world, we are more optimistic than pessimistic.

Equity Analysis

Sector Breakdown



Market Cap Breakdown



Valuation Multiples

	P/E Ratio	P/B Ratio	P/S Ratio	P/FC Ratio
Portfolio	20.26	3.44	2.43	14.12
Benchmark	18.95	2.35	1.71	12.08

Profitability

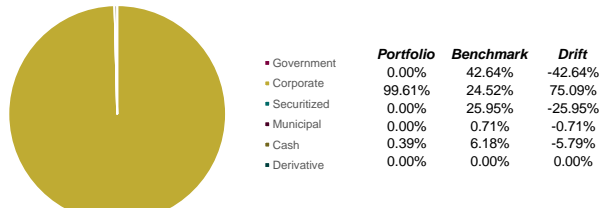
	Profit Margin	ROE	ROA	Debt to Capital
Portfolio	17.58%	21.82%	8.14%	32.62%
Benchmark	15.75%	21.71%	7.55%	41.36%

Fixed Income Analysis

Maturity Breakdown



Sector Breakdown



Fixed Income Statistics

	Current Yield	Effective Duration	Avg Coupon	Avg Credit Score	Yield to Maturity	Avg Price
Portfolio	1.47%	2.68	1.64%	B	-3.03%	0.00
Benchmark	2.82%	5.53	3.29%	AA-	2.25%	107.63

