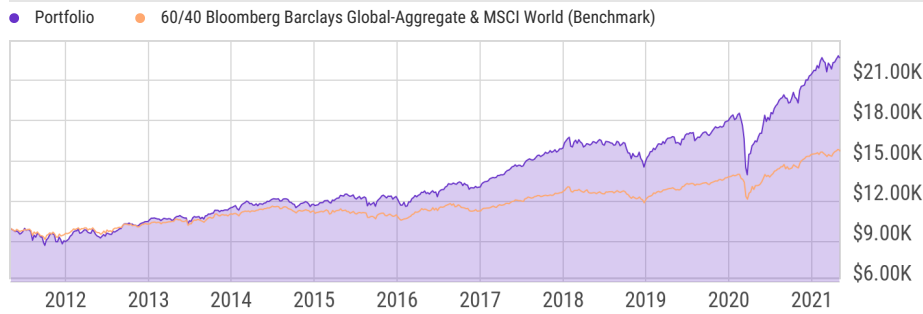


Fact Sheet - EUR Moderate

Cumulative Return

May 05, 2011 through May 05, 2021



Basic Info

The investment seeks to track the performance of a blended benchmark index that measures the investment return of the iShares MSCI World & iShares US Aggregate ETFs; through investment in Fixed Income ETFs & equity securities deploying a core plus satellite investment strategy; growth being a secondary objective.

Benchmark

60/40 Bloomberg Barclays Global-Aggregate & MSCI World*

Advisory Fee

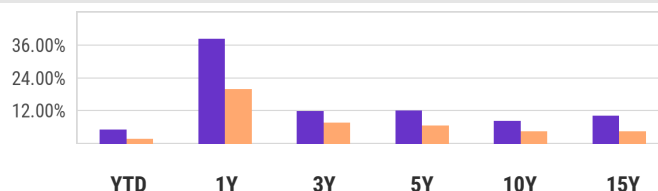
—

*Benchmark information defined in disclosure section.

Performance data quoted presents past performance; past performance does not guarantee future results; the investment return and principal value of an investment will fluctuate; an investor's shares, when redeemed, may be worth more or less than their original cost; current performance may be lower or higher than quoted performance data and can be accessed at https://go.ycharts.com/fund_contact_info

Periodic Return

Data as of May 3, 2021



● Portfolio	5.36%	38.55%	11.99%	12.36%	8.45%	10.27%
● Benchmark	1.94%	20.14%	7.91%	6.73%	4.66%	4.72%

Performance data quoted presents past performance; past performance does not guarantee future results; the investment return and principal value of an investment will fluctuate; an investor's shares, when redeemed, may be worth more or less than their original cost; current performance may be lower or higher than quoted performance data and can be accessed at https://go.ycharts.com/fund_contact_info

Key Stats

Expense Ratio

0.42%

Distribution Yield

1.72%

Cash Net Allocation

0.81%

Beta vs Cat 5Y

1.474

Alpha vs Cat 5Y

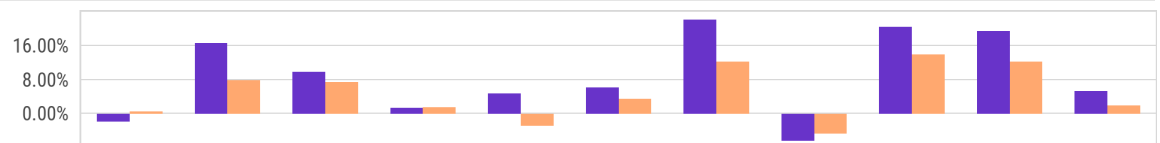
2.849

YTD Total Returns

5.36%

Annual Return

Data as of May 3, 2021

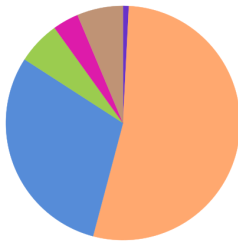


	2011	2012	2013	2014	2015	2016	2017	2018	2019	2020	YTD
● Portfolio	-1.85%	16.70%	9.97%	1.49%	4.89%	6.29%	22.20%	-6.31%	20.53%	19.44%	5.36%
● Benchmark	0.66%	7.97%	7.53%	1.53%	-2.81%	3.54%	12.36%	-4.65%	14.02%	12.28%	1.94%

Performance data quoted presents past performance; past performance does not guarantee future results; the investment return and principal value of an investment will fluctuate; an investor's shares, when redeemed, may be worth more or less than their original cost; current performance may be lower or higher than quoted performance data and can be accessed at https://go.ycharts.com/fund_contact_info

2021 YCharts, Inc. All Rights Reserved. YCharts, Inc. ("YCharts") is not registered with the U.S. Securities and Exchange Commission (or with the securities regulatory authority or body of any state or any other jurisdiction) as an investment adviser, broker-dealer or in any other capacity, and does not purport to provide investment advice or make investment recommendations. This report has been generated using data manually input by the creator of this report combined with data and calculations from YCharts.com and is intended solely to assist you or your investment or other adviser(s) in conducting investment research. You should not construe this report as an offer to buy or sell, as a solicitation of an offer to buy or sell, or as a recommendation to buy, sell, hold or trade, any security or other financial instrument. THE IMPORTANT DISCLOSURES FOUND AT THE END OF THIS REPORT (WHICH INCLUDE DEFINITIONS OF CERTAIN TERMS USED IN THIS REPORT) ARE AN INTEGRAL PART OF THIS REPORT AND MUST BE READ IN CONJUNCTION WITH YOUR REVIEW OF THIS REPORT. For further information regarding your use of this report, please go to: <https://get.ycharts.com/disclosure/>

Asset Allocation



	Portfolio	Bmark		Portfolio	Bmark
● Cash	0.81%	--	● Convertible	5.93%	--
● Stock	53.31%	--	● Preferred	3.58%	--
● Bond	30.02%	--	● Other	6.35%	--

Geographic Exposure



Market Classification	Portfolio	Bmark	Region	Portfolio	Bmark
● % Developed Markets	89.80%	--	● Americas	51.90%	--
● % Emerging Markets	10.20%	--	● Greater Europe	31.64%	--
			● Greater Asia	16.46%	--

Top 10 Holdings

Data as of May 5, 2021



Symbol	Name	% Weight	Price	1Y Rtn
● ESGD	iShares ESG Aware MSCI EAFE ETF	15.10%	77.96	44.70%
● BOND	PIMCO Active Bond ETF	11.73%	110.26	3.22%
● FPE	First Trust Preferred Sec & Inc ETF	10.77%	20.39	19.56%
● DSI	iShares MSCI KLD 400 Social ETF	9.16%	79.96	50.27%
● FEP	First Trust Europe AlphaDEX® ETF	7.15%	42.08	58.38%
● KWEB	KraneShares CSI China Internet ETF	5.64%	73.04	59.11%
● ESML	iShares ESG Aware MSCI USA Small-Cap ETF	5.03%	39.83	82.41%
● IGOV	iShares International Treasury Bond ETF	4.93%	52.84	6.19%
● GLD	SPDR® Gold Shares	4.05%	166.58	3.89%
● IHY	VanEck Vectors Intl Hi Yld Bd ETF	3.94%	25.78	24.38%

Performance data quoted presents past performance; past performance does not guarantee future results; the investment return and principal value of an investment will fluctuate; an investor's shares, when redeemed, may be worth more or less than their original cost; current performance may be lower or higher than quoted performance data and can be accessed at https://go.ycharts.com/fund_contact_info

2021 YCharts, Inc. All Rights Reserved. YCharts, Inc. ("YCharts") is not registered with the U.S. Securities and Exchange Commission (or with the securities regulatory authority or body of any state or any other jurisdiction) as an investment adviser, broker-dealer or in any other capacity, and does not purport to provide investment advice or make investment recommendations. This report has been generated using data manually input by the creator of this report combined with data and calculations from YCharts.com and is intended solely to assist you or your investment or other adviser(s) in conducting investment research. You should not construe this report as an offer to buy or sell, as a solicitation of an offer to buy or sell, or as a recommendation to buy, sell, hold or trade, any security or other financial instrument. THE IMPORTANT DISCLOSURES FOUND AT THE END OF THIS REPORT (WHICH INCLUDE DEFINITIONS OF CERTAIN TERMS USED IN THIS REPORT) ARE AN INTEGRAL PART OF THIS REPORT AND MUST BE READ IN CONJUNCTION WITH YOUR REVIEW OF THIS REPORT. For further information regarding your use of this report, please go to: <https://get.ycharts.com/disclosure/>