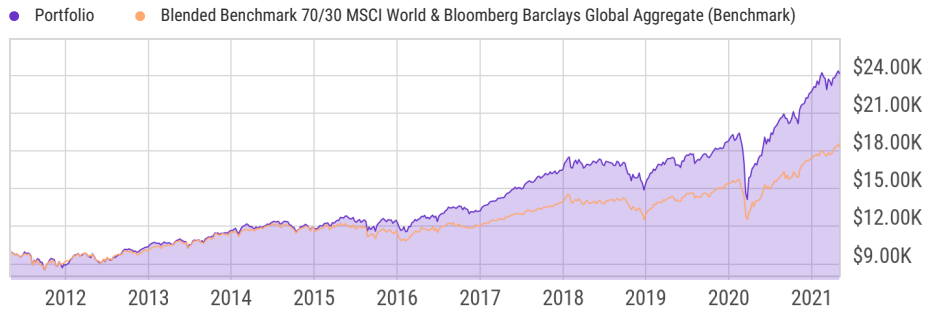


# Fact Sheet - EUR Moderate Growth

## Cumulative Return

May 05, 2011 through May 05, 2021



## Basic Info

The investment seeks long-term growth of capital primarily through investment in ETFs & equity securities deploying a core plus satellite investment strategy; current income is a secondary objective.

### Benchmark

Blended Benchmark 70/30 MSCI World & Bloomberg Barclays Global Aggregate\*

### Advisory Fee

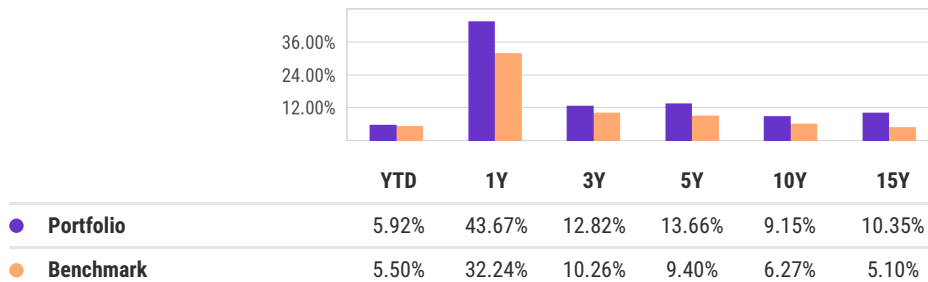
—

\*Benchmark information defined in disclosure section.

Performance data quoted presents past performance; past performance does not guarantee future results; the investment return and principal value of an investment will fluctuate; an investor's shares, when redeemed, may be worth more or less than their original cost; current performance may be lower or higher than quoted performance data and can be accessed at [https://go.ycharts.com/fund\\_contact\\_info](https://go.ycharts.com/fund_contact_info)

## Periodic Return

Data as of May 3, 2021



Performance data quoted presents past performance; past performance does not guarantee future results; the investment return and principal value of an investment will fluctuate; an investor's shares, when redeemed, may be worth more or less than their original cost; current performance may be lower or higher than quoted performance data and can be accessed at [https://go.ycharts.com/fund\\_contact\\_info](https://go.ycharts.com/fund_contact_info)

## Key Stats

### Expense Ratio

0.43%

### Distribution Yield

1.59%

### Cash Net Allocation

1.63%

### Beta vs Cat 5Y

1.136

### Alpha vs Cat 5Y

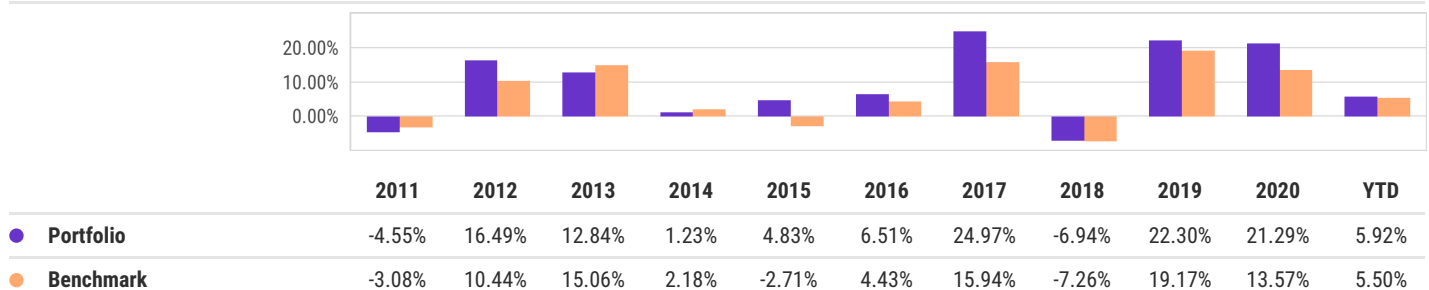
3.028

### YTD Total Returns

5.92%

## Annual Return

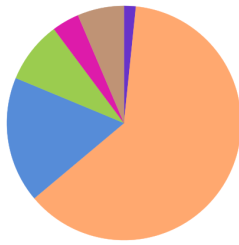
Data as of May 3, 2021



Performance data quoted presents past performance; past performance does not guarantee future results; the investment return and principal value of an investment will fluctuate; an investor's shares, when redeemed, may be worth more or less than their original cost; current performance may be lower or higher than quoted performance data and can be accessed at [https://go.ycharts.com/fund\\_contact\\_info](https://go.ycharts.com/fund_contact_info)

2021 YCharts, Inc. All Rights Reserved. YCharts, Inc. ("YCharts") is not registered with the U.S. Securities and Exchange Commission (or with the securities regulatory authority or body of any state or any other jurisdiction) as an investment adviser, broker-dealer or in any other capacity, and does not purport to provide investment advice or make investment recommendations. This report has been generated using data manually input by the creator of this report combined with data and calculations from YCharts.com and is intended solely to assist you or your investment or other adviser(s) in conducting investment research. You should not construe this report as an offer to buy or sell, as a solicitation of an offer to buy or sell, or as a recommendation to buy, sell, hold or trade, any security or other financial instrument. THE IMPORTANT DISCLOSURES FOUND AT THE END OF THIS REPORT (WHICH INCLUDE DEFINITIONS OF CERTAIN TERMS USED IN THIS REPORT) ARE AN INTEGRAL PART OF THIS REPORT AND MUST BE READ IN CONJUNCTION WITH YOUR REVIEW OF THIS REPORT. For further information regarding your use of this report, please go to: <https://get.ycharts.com/disclosure/>

## Asset Allocation



	Portfolio	Bmark		Portfolio	Bmark
● Cash	1.63%	--	● Convertible	8.53%	--
● Stock	62.27%	--	● Preferred	3.78%	--
● Bond	17.38%	--	● Other	6.42%	--

## Geographic Exposure



Market Classification	Portfolio	Bmark	Region	Portfolio	Bmark
● % Developed Markets	88.49%	--	● Americas	50.76%	--
● % Emerging Markets	11.51%	--	● Greater Europe	30.66%	--
			● Greater Asia	18.57%	--

## Top 10 Holdings

Data as of May 5, 2021



Symbol	Name	% Weight	Price	1Y Rtn
● ESGD	iShares ESG Aware MSCI EAFE ETF	16.09%	77.96	44.70%
● DSI	iShares MSCI KLD 400 Social ETF	13.22%	79.96	50.27%
● FPE	First Trust Preferred Sec & Inc ETF	9.78%	20.39	19.56%
● FEP	First Trust Europe AlphaDEX® ETF	9.19%	42.08	58.38%
● CWB	SPDR® Blmbg Barclays Convert Secs ETF	6.89%	83.38	62.77%
● ESML	iShares ESG Aware MSCI USA Small-Cap ETF	6.03%	39.83	82.41%
● BOND	PIMCO Active Bond ETF	5.86%	110.26	3.22%
● KWEB	KraneShares CSI China Internet ETF	5.64%	73.04	59.11%
● FEM	First Trust Emerging Mkts AlphaDEX® ETF	5.06%	27.52	48.55%
● GLD	SPDR® Gold Shares	4.05%	166.58	3.89%

Performance data quoted presents past performance; past performance does not guarantee future results; the investment return and principal value of an investment will fluctuate; an investor's shares, when redeemed, may be worth more or less than their original cost; current performance may be lower or higher than quoted performance data and can be accessed at [https://go.ycharts.com/fund\\_contact\\_info](https://go.ycharts.com/fund_contact_info)

2021 YCharts, Inc. All Rights Reserved. YCharts, Inc. ("YCharts") is not registered with the U.S. Securities and Exchange Commission (or with the securities regulatory authority or body of any state or any other jurisdiction) as an investment adviser, broker-dealer or in any other capacity, and does not purport to provide investment advice or make investment recommendations. This report has been generated using data manually input by the creator of this report combined with data and calculations from YCharts.com and is intended solely to assist you or your investment or other adviser(s) in conducting investment research. You should not construe this report as an offer to buy or sell, as a solicitation of an offer to buy or sell, or as a recommendation to buy, sell, hold or trade, any security or other financial instrument. THE IMPORTANT DISCLOSURES FOUND AT THE END OF THIS REPORT (WHICH INCLUDE DEFINITIONS OF CERTAIN TERMS USED IN THIS REPORT) ARE AN INTEGRAL PART OF THIS REPORT AND MUST BE READ IN CONJUNCTION WITH YOUR REVIEW OF THIS REPORT. For further information regarding your use of this report, please go to: <https://get.ycharts.com/disclosure/>