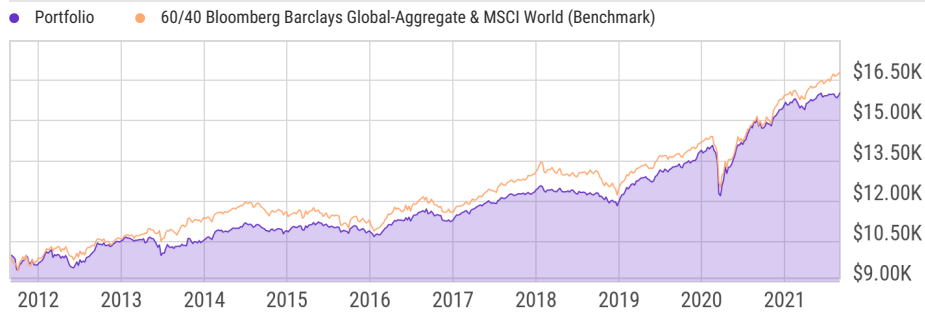


## Cumulative Return

September 01, 2011 through September 01, 2021



## Basic Info

The investment seeks to track the performance of a blended benchmark index that measures the investment return of the iShares MSCI World & iShares US Aggregate ETFs; through investment in Fixed Income ETFs & equity securities deploying a core plus satellite investment strategy; growth being a secondary objective.

### Benchmark

60/40 Bloomberg Barclays Global-Aggregate & MSCI World\*

### Advisory Fee

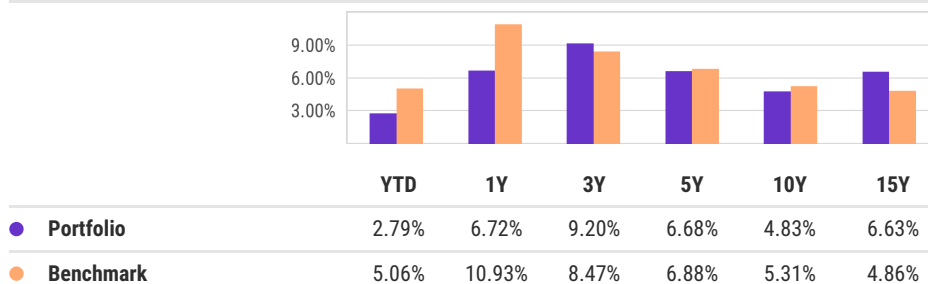
—

\*Benchmark information defined in disclosure section.

Performance data quoted presents past performance; past performance does not guarantee future results; the investment return and principal value of an investment will fluctuate; an investor's shares, when redeemed, may be worth more or less than their original cost; current performance may be lower or higher than quoted performance data and can be accessed at [https://go.ycharts.com/fund\\_contact\\_info](https://go.ycharts.com/fund_contact_info)

## Periodic Return

Data as of Aug. 31, 2021



Performance data quoted presents past performance; past performance does not guarantee future results; the investment return and principal value of an investment will fluctuate; an investor's shares, when redeemed, may be worth more or less than their original cost; current performance may be lower or higher than quoted performance data and can be accessed at [https://go.ycharts.com/fund\\_contact\\_info](https://go.ycharts.com/fund_contact_info)

## Key Stats

### Expense Ratio

0.36%

### Distribution Yield

2.06%

### Cash Net Allocation

8.85%

### Beta vs Cat 5Y

0.8715

### Alpha vs Cat 5Y

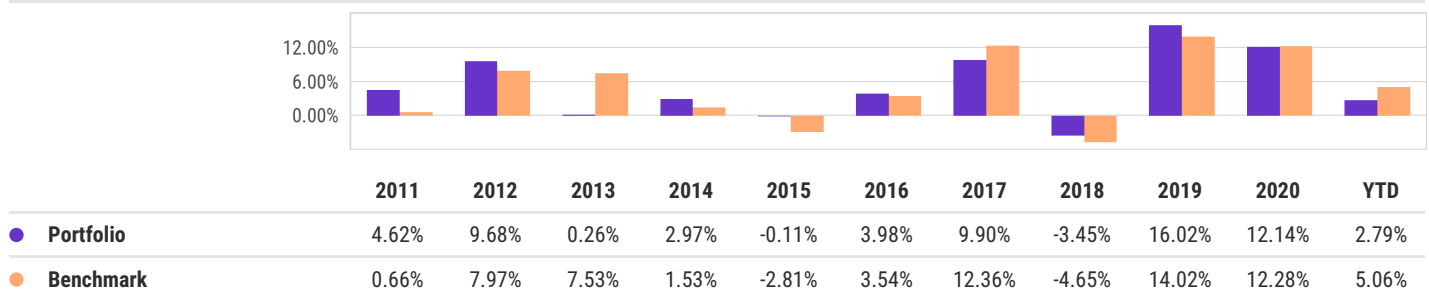
0.637

### YTD Total Returns

2.79%

## Annual Return

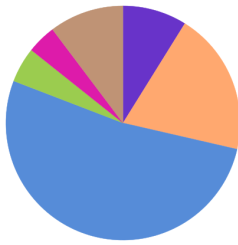
Data as of Aug. 31, 2021



Performance data quoted presents past performance; past performance does not guarantee future results; the investment return and principal value of an investment will fluctuate; an investor's shares, when redeemed, may be worth more or less than their original cost; current performance may be lower or higher than quoted performance data and can be accessed at [https://go.ycharts.com/fund\\_contact\\_info](https://go.ycharts.com/fund_contact_info)

2021 YCharts, Inc. All Rights Reserved. YCharts, Inc. ("YCharts") is not registered with the U.S. Securities and Exchange Commission (or with the securities regulatory authority or body of any state or any other jurisdiction) as an investment adviser, broker-dealer or in any other capacity, and does not purport to provide investment advice or make investment recommendations. This report has been generated using data manually input by the creator of this report combined with data and calculations from YCharts.com and is intended solely to assist you or your investment or other adviser(s) in conducting investment research. You should not construe this report as an offer to buy or sell, as a solicitation of an offer to buy or sell, or as a recommendation to buy, sell, hold or trade, any security or other financial instrument. THE IMPORTANT DISCLOSURES FOUND AT THE END OF THIS REPORT (WHICH INCLUDE DEFINITIONS OF CERTAIN TERMS USED IN THIS REPORT) ARE AN INTEGRAL PART OF THIS REPORT AND MUST BE READ IN CONJUNCTION WITH YOUR REVIEW OF THIS REPORT. For further information regarding your use of this report, please go to: <https://get.ycharts.com/disclosure/>

## Asset Allocation



	Portfolio	Bmark		Portfolio	Bmark
● Cash	8.85%	--	● Convertible	4.85%	--
● Stock	19.73%	--	● Preferred	4.02%	--
● Bond	52.27%	--	● Other	10.27%	--

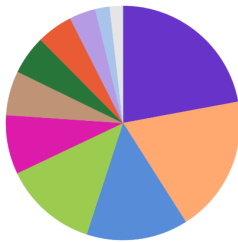
## Geographic Exposure



Market Classification	Portfolio	Bmark	Region	Portfolio	Bmark
● % Developed Markets	90.07%	--	● Americas	62.28%	--
● % Emerging Markets	9.93%	--	● Greater Europe	28.87%	--
			● Greater Asia	8.85%	--

## Top 10 Holdings

Data as of Sept. 1, 2021



Symbol	Name	% Weight	Price	1Y Rtn
● BND	Vanguard Total Bond Market ETF	22.09%	86.46	-0.12%
● FTSM	First Trust Enhanced Short Maturity ETF	18.90%	59.94	0.32%
● FPE	First Trust Preferred Sec & Inc ETF	14.04%	20.62	11.41%
● IHY	VanEck Vectors Intl Hi Yld Bd ETF	12.91%	25.57	6.98%
● GLD	SPDR® Gold Shares	8.15%	169.69	-8.19%
● FKU	First Trust United Kingdom AlphaDEX® ETF	6.11%	44.93	42.40%
● VOOG	Vanguard S&P 500 Growth ETF	5.38%	283.68	30.40%
● VEU	Vanguard FTSE All-Wld ex-US ETF	4.98%	63.44	25.94%
● FDNI	First Trust Dow Jones Intl Intnt ETF	3.63%	43.20	7.97%
● FDRXX	Fidelity® Government Cash Reserves	1.99%	1.00	0.01%

Performance data quoted presents past performance; past performance does not guarantee future results; the investment return and principal value of an investment will fluctuate; an investor's shares, when redeemed, may be worth more or less than their original cost; current performance may be lower or higher than quoted performance data and can be accessed at [https://go.ycharts.com/fund\\_contact\\_info](https://go.ycharts.com/fund_contact_info)

2021 YCharts, Inc. All Rights Reserved. YCharts, Inc. ("YCharts") is not registered with the U.S. Securities and Exchange Commission (or with the securities regulatory authority or body of any state or any other jurisdiction) as an investment adviser, broker-dealer or in any other capacity, and does not purport to provide investment advice or make investment recommendations. This report has been generated using data manually input by the creator of this report combined with data and calculations from YCharts.com and is intended solely to assist you or your investment or other adviser(s) in conducting investment research. You should not construe this report as an offer to buy or sell, as a solicitation of an offer to buy or sell, or as a recommendation to buy, sell, hold or trade, any security or other financial instrument. THE IMPORTANT DISCLOSURES FOUND AT THE END OF THIS REPORT (WHICH INCLUDE DEFINITIONS OF CERTAIN TERMS USED IN THIS REPORT) ARE AN INTEGRAL PART OF THIS REPORT AND MUST BE READ IN CONJUNCTION WITH YOUR REVIEW OF THIS REPORT. For further information regarding your use of this report, please go to: <https://get.ycharts.com/disclosure/>